

SEPTEMBER MONTESSORI FOCUS: MATHS.

Songs and rhymes are a great way to help children learn the order of numbers. But many of the popular ones require them to count backwards. This is tricky for our younger children who have not yet learnt to count forwards. Here are some to get you started.

- One grey elephant balancing
- One, two, three, four, five, once I caught a fish alive
- One, two, buckle my shoe
- Ten little fingers
- One, two, three, four, Mary at the cottage door
- Here is the beehive
- One little finger
- Johnny works with one hammer

CAN YOU ADD TO THE LIST?

TRAINERS TIP: SONG CARDS are a fun way to offer even the smallest children choice in which song to sing. Find PRINTABLE CARDS for the above at <https://bfe.edu.au/resource-library-2>

Song Cards- counting up to 10

Instructions.

To make the cards:

- Print a copy of the cards.
- The cards are double-sided. One side has a picture clue to prompt the children and one side has the words and directions for the adult.
- You may choose to fold the card in half so that each side is visible or cut them separately and glue them to coloured card for extra strength. Cut the cards out to suit.
- Glue the pieces together.
- Laminate the cards.

To use the cards:

Introduce each card and sing each song so that the child/ren learn to associate the pictures with each song.

Cards may then be used to offer children a choice of which song they would like to sing. This would be useful in a group situation or as a resource in a basket for older children to work independently e.g. on the verandah.


Five Grey Elephants

One grey elephant balancing
Step by step on a piece of string.
He thought it was such a wonderful
stunt
That he called for another elephant!

Two grey elephants balancing
Step by step on a piece of string.
They thought it was such a wonderful
stunt
That they called for another
elephant!

Repeat for three, four, five.

And what do you think happened?
THEY ALL FELL OFF !



One, two, three, four, five, Once I caught a fish alive

One, two, three, four, five,
Once I caught a fish alive.

Six, seven, eight, nine, ten,
Then I let it go again.

Why did you let it go?
Because it bit my finger so.

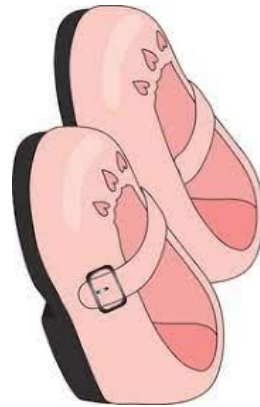
Which finger did it bite?
This little finger on my right



One, Two, Buckle My Shoe

One, two, buckle my shoe,
Three, four, knock on the door.
Five, six, pick up sticks,
Seven, eight, lay them straight.
Nine, ten,
That's the end.

1, 2



Ten little fingers

One little,
Two little,
Three little fingers.
Four little,
Five little,
Six little fingers.
Seven little,
Eight little,
Nine little fingers.
Ten little fingers on my hands.

(Alternatives: Substitute other items such as apples on the tree, presents on the tree, children in the bus).



1, 2, 3, 4, 5, 6, 7, 8, 9, 10

One, two three, four, Mary at the cottage door

One, two three, four,
Mary at the cottage door,

Five, six, seven eight,
Eating cherries off a plate.

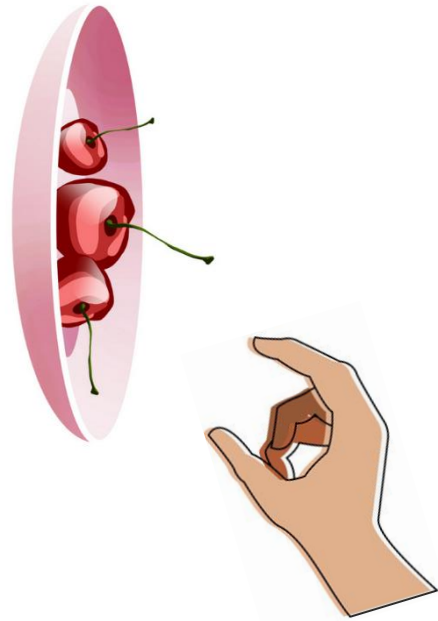
Alternatives:

1. Individualise names and choice of fruit.

2. *One, two three, four,
Is your bottom on the floor?*

*One, two three, four,
Is your bottom on the floor?*

*Five, six, seven eight,
Is your back up nice and straight?*



Here is the Beehive

Here is the beehive.
(hold up closed fist)
Where are the bees?
Hiding away where nobody sees.
Watch and you'll see them come out
of the hive,
(hold out fist)
One, two, three, four, five.
(straighten out fingers one at a time)
Bzzzzzzz...!
(wiggle fingers)



One little finger

One little finger, one little finger, one little finger,

(Hold up pointer finger of each hand)

Tap, tap, tap.

(Tap fingers together)

Point to the ceiling,

(Point fingers upwards)

Point to the floor,

(Point fingers downwards)

And lay them in your lap.

(Roll fingers and place in lap).

Repeat for four fingers.

Five little fingers, five little fingers, five little fingers

(Hold up five fingers of each hand)

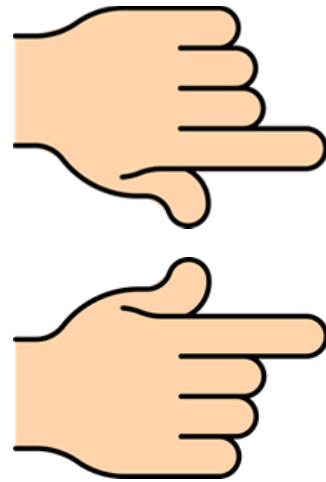
Clap clap, clap,

(Clap together 3 times)

Point to the ceiling,

Point to the floor,

And lay them in your lap.



Johnny works with one hammer

Johnny works with one hammer,

One hammer, 1 hammer,

Johnny works with 1 hammer,

(Hammer one fist lightly on leg)

Then he works with two.

Two hammers

(Hammer both fists on legs)

Three hammers

(Hammer both fists on legs and tap one foot on the floor)

Four hammers

(Hammer both fists on legs and tap both feet on the floor)

Johnny works with five hammers,

Five hammers, five hammers,

Johnny works with five hammers

(Add in nodding head down and up)

Then he goes to sleep.

(Rest head on hands, close eyes)



